

ZOOMLION

SD30-35

**Rough Terrain
Forklift 4WD**

ZOOMLION

35

ZOOMLION

Product characteristics

◆ Power

Standard: Yanmar 4TNE98;
Option: S4S, Kubota Euro 5
engine



◆ Automatic cut-off function

The wide view mast provides excellent visibility, making the driver's vision more open during operation. The work efficiency and safe operation of forklift are improved.



◆ Suspension system

The connection between the roof guard and the forklift body adopts the rubber damper instead of the traditional rigid design, which greatly reduces the vibration of the machine and provides a more stable driving on the rugged terrain. It also reduces operator fatigue.



◆ High quality, large grain tires

Industrial tyres with large texture and bottom contact area have higher stability and lifting capacity in harsh environments.



◆ 100% differential lock

100% differential lock, power shift gearbox and differential lock provide power under extreme working conditions, and can be used in severe weather and rough environment.

◆ Application of active stability system

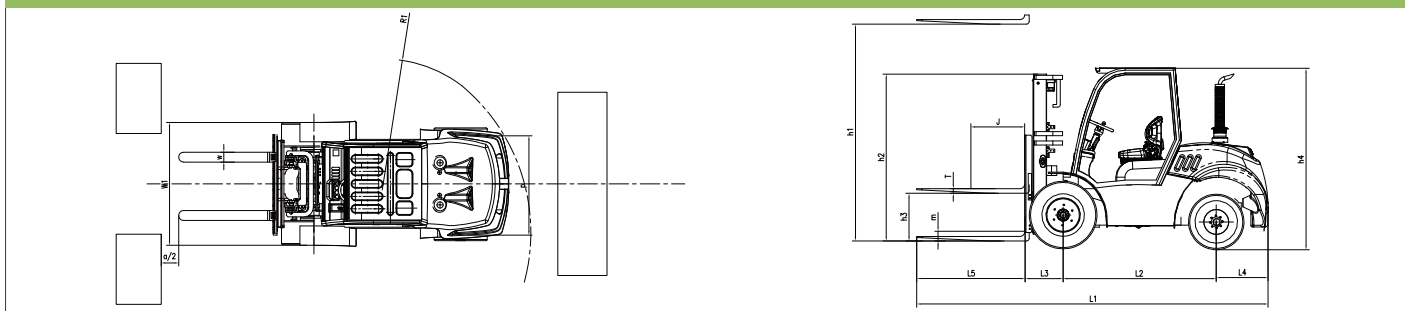
The standard anti roll alarm device makes the vehicle safer to use. Once the preset value is reached. The alarm device will give an alarm and the multi way valve will not work.

Machine Parameters

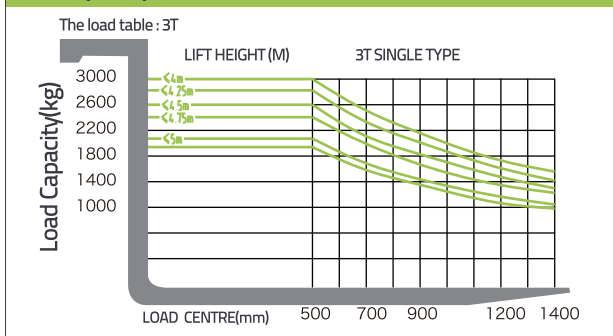
General	Manufacturer	/	ZOOMLION	ZOOMLION
	Model	/	SD30	SD35
	Power type	/	Diesel	Diesel
	Rated capacity	kg	3000	3500
	Load centre	mm	500	500
	Self weight	kg	5050	5300
Characteristic & Dimension	Lifting height	mm	3000	3000
	Free lift	mm	200	200
	Fork size (L*W*T)	mm	1070x125x45	1070x125x50
	Fork regulating range (Min./Max.)	mm	240-1200	240-1200
	Mast tilt angle (F/R)	Deg	10 / 12	10 / 12
	Front overhang	mm	605	605
	Rear overhang	mm	625	625
	Min.ground clearance	mm	195	195
	Length to face of fork (without fork)	mm	3115	3115
	Overall width	mm	1690	1690
	Mast lowered height	mm	2295	2295
	Mast extended height (with backrest)	mm	4402	4402
	Overhead guard height	mm	2280	2280
	Turning radius	mm	3530	3530
Performance	Min.right angle stacking aisle width(a12=1000,b12=1200)	mm	5200	5200
	Min.right angle stacking aisle width(a12=1200,b12=800)	mm	5050	5050
	Travel (Laden/Unladen)	km/h	17/19	17/19
	Lifting(Laden)	mm/s	390	390
	Lowering(Laden)	mm/s	440	440
	Max.Drawbar pull (Laden)	KN	35	18
Tyre	Max.Gradeability (Laden)	%	20	20
	Tyre (Front)	/	14-17.5L-14PR	14-17.5L-14PR
	Tyre (Rear)	/	10.0/75-15.3	10.0/75-15.3
	Tread (Front/Rear)	mm	1250 / 1270	1250 / 1270
	Wheelbase	mm	1885	1885
Power & Transmission	Battery Voltage/Capacity	V/Ah	12/120	12/120
	Engine Model	/	V2403-CR-T-EW04	V2403-CR-T-EW04
	Engine Manufacture	/	kubota	kubota
	Rated output/r.p.m.	Kw	42.6	42.6
	Rated torque/r.p.m.	N.m	195.6 / 1500	195.6 / 1500
	No.of cylinder	/	4	4
	Bore*Stroke	mm	87x102.4	87x102.4
	Displacement	L	2.434	2.434
	Fuel tank capacity	L	70	70
	Transmission Manufacture	/	ZOOMLION	ZOOMLION
	Transmission Type	/	Electrohydraulic	Electrohydraulic
Stage (F/R)	/	Front2 Rear1	Front2 Rear1	
Operating pressure	Mpa	17.5	17.5	

The company reserves the right to modify the parameters provided. In case of material commercial modification information, the following notice shall prevail.

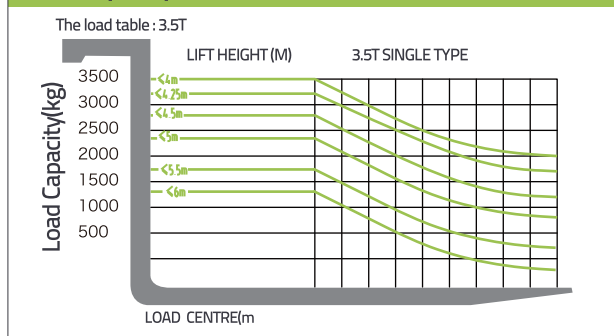
Machine 2D Graph



3T Capacity Chart



3.5T Capacity Chart



ZOOMLION



Gang Wates Kp. Rawa Banteng No.83 Rt 003/01 Ds Mekarwangi
Kec. Cikarang Barat, Kabupaten Bekasi, Jawa Barat

T : 0877-8445-0249 E : thubastunggalperkasa@gmail.com W : thubastunggalperkasa.co.id